

## Aluminum Capacitors Radial Standard Ultra Miniature

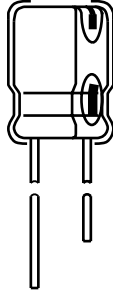
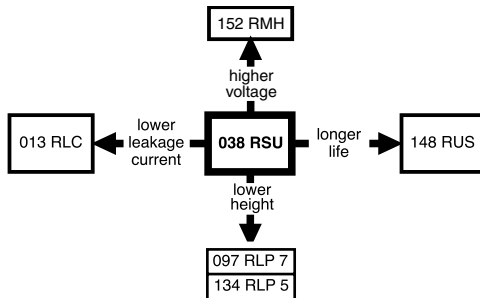


Fig.1 Component outline



### FEATURES

- Polarized aluminum electrolytic capacitors, non-solid electrolyte
- Radial leads, cylindrical aluminum case, insulated with a blue vinyl sleeve
- Pressure relief for case  $\varnothing D \geq 6.3$  mm
- Charge and discharge proof
- Miniaturized, high CV-product per unit volume
- Lead (Pb)-free versions are RoHS compliant


**RoHS  
COMPLIANT**

### APPLICATIONS

- General purpose, industrial, automotive, consumer, and audio-video
- Coupling, decoupling, timing, smoothing, filtering, buffering in SMPS
- Portable and mobile equipment (small size, low mass)

### MARKING

The capacitors are marked (where possible) with the following information:

- Rated capacitance (in  $\mu\text{F}$ )
- Tolerance on rated capacitance, code letter in accordance with IEC 60062 (M for  $\pm 20\%$ )
- Rated voltage (in V)
- Date code, in accordance with IEC 60062
- Code indicating factory of origin
- Name of manufacturer
- Negative terminal identification
- Series number (038)

QUICK REFERENCE DATA	
DESCRIPTION	VALUE
Nominal case sizes ( $\varnothing D \times L$ in mm)	5 x 11 to 18 x 40
Rated capacitance range, $C_R$	0.1 to 22 000 $\mu\text{F}$
Tolerance on $C_R$	$\pm 20\%$
Rated voltage range, $U_R$	6.3 to 100 V
Category temperature range	- 40 to + 85 °C
Endurance test at 85 °C:	
case size $\varnothing D \leq 8$ mm	2000 hours
case size $\varnothing D \geq 10$ mm	3000 hours
Useful life at 85 °C:	
case size $\varnothing D \leq 8$ mm	2500 hours
case size $\varnothing D \geq 10$ mm	3500 hours
Useful life at 40 °C, $1.4 \times I_R$ applied:	
case size $\varnothing D \leq 8$ mm	60 000 hours
case size $\varnothing D \geq 10$ mm	90 000 hours
Shelf life at 0 V, 85 °C	1000 hours
Based on sectional specification	IEC 60384-4/EN130300
Climatic category IEC 60068	40/085/56

SELECTION CHART FOR C <sub>R</sub> , U <sub>R</sub> AND RELEVANT NOMINAL CASE SIZES (∅ D x L in mm)								
C <sub>R</sub> (μF)	U <sub>R</sub> (V)							
	6.3	10	16	25	35	50	63	100
0.1	-	-	-	-	-	-	5 x 11	-
0.22	-	-	-	-	-	-	5 x 11	-
0.33	-	-	-	-	-	-	5 x 11	-
0.47	-	-	-	-	-	-	5 x 11	5 x 11
1.0	-	-	-	-	-	-	5 x 11	5 x 11
2.2	-	-	-	-	-	-	5 x 11	5 x 11
3.3	-	-	-	-	-	-	5 x 11	5 x 11
4.7	-	-	-	-	-	-	5 x 11	5 x 11
10	-	-	-	-	-	-	5 x 11	6.3 x 11
22	-	-	-	-	-	5 x 11	5 x 11	6.3 x 11
33	-	-	-	-	-	5 x 11	6.3 x 11	8 x 11.5
47	-	-	-	-	5 x 11	6.3 x 11	6.3 x 11	10 x 12
100	-	5 x 11	5 x 11	6.3 x 11	6.3 x 11	8 x 11.5	10 x 12	10 x 20
220	5 x 11	5 x 11	6.3 x 11	8 x 11.5	8 x 11.5	10 x 12	10 x 16	13 x 25
330	6.3 x 11	6.3 x 11	8 x 11.5	8 x 11.5	10 x 12	10 x 16	10 x 20	13 x 25
470	6.3 x 11	6.3 x 11	8 x 11.5	10 x 12	10 x 16	10 x 20	13 x 20	16 x 25
1000	8 x 11.5	10 x 12	10 x 16	10 x 20	13 x 20	13 x 25	16 x 25	18 x 40
2200	10 x 16	10 x 20	13 x 20	13 x 25	16 x 25	16 x 31	18 x 35	-
3300	10 x 20	13 x 20	13 x 25	16 x 25	16 x 35	18 x 35	-	-
4700	13 x 20	13 x 25	16 x 25	16 x 31	18 x 35	-	-	-
6800	13 x 25	16 x 25	16 x 31	18 x 35	-	-	-	-
10 000	16 x 25	16 x 35	18 x 35	-	-	-	-	-
22 000	18 x 40	-	-	-	-	-	-	-

**DIMENSIONS in millimeters AND AVAILABLE FORMS**

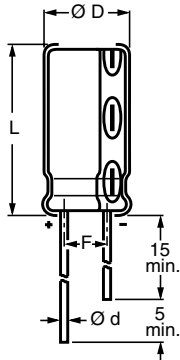


Fig.2 Form CA

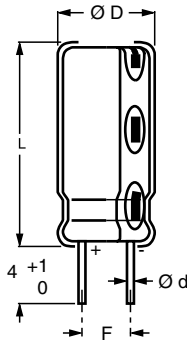
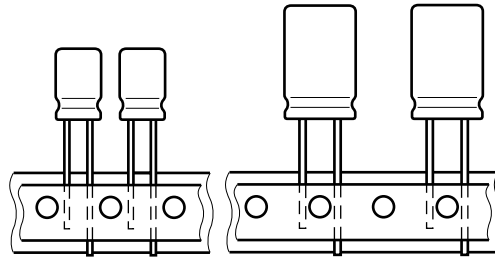
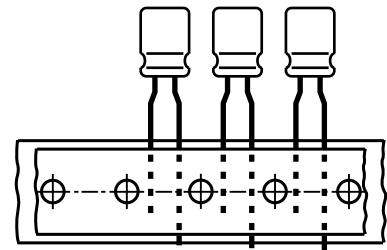


Fig.3 Form CB:  
Cut leads



Dimensions of pitch F see tables 1 and 2



Case Ø D = 5 to 8 mm; pitch F is 5 mm

Fig.5 Form TFA:  
Taped in box (ammopack), formed leads

Table 1

DIMENSIONS IN MILLIMETERS, MASS AND PACKAGING QUANTITIES									
NOMINAL CASE SIZE ∅ D x L	CASE CODE	∅ d	∅ D <sub>max.</sub>	L <sub>max.</sub>	F	MASS (g)	PACKAGING QUANTITIES		
							FORM CA	FORM CB	FORM TFA, TNA
5 x 11	11	0.5	5.5	12.5	2.0 ± 0.5	≈ 0.4	5000	-	2000
6.3 x 11	12	0.5	6.8	12.5	2.5 ± 0.5	≈ 0.6	5000	-	2000
8 x 11.5	13	0.6	8.5	12.5	3.5 ± 0.5	≈ 1.1	5000	-	1000
10 x 12	14	0.6	10.5	13.5	5.0 ± 0.5	≈ 1.6	3000	1000	500
10 x 16	15	0.6	10.5	17.5	5.0 ± 0.5	≈ 1.9	2500	1000	500
10 x 20	16	0.6	10.5	22.0	5.0 ± 0.5	≈ 2.2	2000	800	500
13 x 20	17	0.6	13.5	22.0	5.0 ± 0.5	≈ 4.0	1500	400	300
13 x 25	18	0.6	13.5	27.0	5.0 ± 0.5	≈ 5.0	1000	400	300
16 x 25	19	0.8	16.5	27.0	7.5 ± 0.5	≈ 8.0	750	200	200
16 x 31	20	0.8	16.5	33.5	7.5 ± 0.5	≈ 9.0	600	200	200
16 x 35	21	0.8	16.5	37.5	7.5 ± 0.5	≈ 11.0	500	200	-
18 x 35	22	0.8	18.5	37.5	7.5 ± 0.5	≈ 14.5	400	150	-
18 x 40	23	0.8	18.5	42.0	7.5 ± 0.5	≈ 16.0	400	150	-

**Note**

Detailed tape dimensions see section 'PACKAGING'.



Aluminum Capacitors  
Radial Standard Ultra Miniature

Vishay BCcomponents

ELECTRICAL DATA	
SYMBOL	DESCRIPTION
$C_R$	rated capacitance at 100 Hz, tolerance $\pm 20\%$
$I_R$	rated RMS ripple current at 100 Hz, 85 °C
$I_{L2}$	max. leakage current after 2 minutes at $U_R$
$\tan \delta$	max. dissipation factor at 100 Hz

Note

Unless otherwise specified, all electrical values in Table 2 apply at  $T_{amb} = 20\text{ °C}$ ,  $P = 86\text{ to }106\text{ kPa}$ ,  $RH = 45\text{ to }75\%$ .

Table 2

ELECTRICAL DATA AND ORDERING INFORMATION													
$U_R$ (V)	$C_R$ 100 Hz ( $\mu\text{F}$ )	NOMINAL CASE SIZE $\varnothing D \times L$ (mm)	$I_R$ 100 Hz 85 °C (mA)	$I_{L2}$ 2 min ( $\mu\text{A}$ )	$\tan \delta$ 100 Hz	ORDERING CODE MAL2038 .....							
						BULK PACKAGING				TAPED AMMOPACK			
						LONG LEADS		CUT LEADS		FORM TFA		FORM TNA	
						FORM CA	F (mm)	FORM CB	F (mm)	F (mm)	F (mm)	F (mm)	F (mm)
6.3	220	5 x 11	200	14	0.23	53221E3	2.0	-	-	33221E3	5.0	73221E3	2.5
	330	6.3 x 11	270	21	0.23	53331E3	2.5	-	-	33331E3	5.0	73331E3	2.5
	470	6.3 x 11	320	30	0.23	53471E3	2.5	-	-	33471E3	5.0	73471E3	2.5
	1000	8 x 11.5	540	63	0.23	53102E3	3.5	-	-	33102E3	5.0	73102E3	3.5
	2200	10 x 16	785	139	0.25	53222E3	5.0	63222E3	5.0	33222E3	5.0	-	-
	3300	10 x 20	1185	208	0.27	53332E3	5.0	63332E3	5.0	33332E3	5.0	-	-
	4700	13 x 20	1545	296	0.29	53472E3	5.0	63472E3	5.0	33472E3	5.0	-	-
	6800	13 x 25	1880	428	0.33	53682E3	5.0	63682E3	5.0	33682E3	5.0	-	-
	10 000	16 x 25	2330	630	0.41	53103E3	7.5	63103E3	7.5	33103E3	7.5	-	-
	22 000	18 x 40	3320	1386	0.65	53223E3	7.5	63223E3	7.5	-	-	-	-
10	100	5 x 11	145	10	0.20	54101E3	2.0	-	-	34101E3	5.0	74101E3	2.5
	220	5 x 11	160	22	0.20	54221E3	2.0	-	-	34221E3	5.0	74221E3	2.5
	330	6.3 x 11	290	33	0.20	54331E3	2.5	-	-	34331E3	5.0	74331E3	2.5
	470	6.3 x 11	350	47	0.20	54471E3	2.5	-	-	34471E3	5.0	74471E3	2.5
	1000	10 x 12	650	100	0.20	54102E3	5.0	64102E3	5.0	34102E3	5.0	-	-
	2200	10 x 20	1070	220	0.22	54222E3	5.0	64222E3	5.0	34222E3	5.0	-	-
	3300	13 x 20	1420	330	0.24	54332E3	5.0	64332E3	5.0	34332E3	5.0	-	-
	4700	13 x 25	1780	470	0.26	54472E3	5.0	64472E3	5.0	34472E3	5.0	-	-
	6800	16 x 25	2220	680	0.30	54682E3	7.5	64682E3	7.5	34682E3	7.5	-	-
	10 000	16 x 35	2760	1000	0.38	54103E3	7.5	64103E3	7.5	-	-	-	-
16	100	5 x 11	160	16	0.16	55101E3	2.0	-	-	35101E3	5.0	75101E3	2.5
	220	6.3 x 11	260	35	0.16	55221E3	2.5	-	-	35221E3	5.0	75221E3	2.5
	330	8 x 11.5	370	53	0.16	55331E3	3.5	-	-	35331E3	5.0	75331E3	3.5
	470	8 x 11.5	440	75	0.16	55471E3	3.5	-	-	35471E3	5.0	75471E3	3.5
	1000	10 x 16	785	160	0.16	55102E3	5.0	65102E3	5.0	35102E3	5.0	-	-
	2200	13 x 20	1295	352	0.18	55222E3	5.0	65222E3	5.0	35222E3	5.0	-	-
	3300	13 x 25	1655	528	0.20	55332E3	5.0	65332E3	5.0	35332E3	5.0	-	-
	4700	16 x 25	2090	752	0.22	55472E3	7.5	65472E3	7.5	35472E3	7.5	-	-
	6800	16 x 31	2520	1088	0.26	55682E3	7.5	65682E3	7.5	35682E3	7.5	-	-
	10 000	18 x 35	2920	1600	0.34	55103E3	7.5	65103E3	7.5	-	-	-	-
25	100	6.3 x 11	190	25	0.14	56101E3	2.5	-	-	36101E3	5.0	76101E3	2.5
	220	8 x 11.5	320	55	0.14	56221E3	3.5	-	-	36221E3	5.0	76221E3	3.5
	330	8 x 11.5	440	83	0.14	56331E3	3.5	-	-	36331E3	5.0	76331E3	3.5
	470	10 x 12	545	118	0.14	56471E3	5.0	66471E3	5.0	36471E3	5.0	-	-
	1000	10 x 20	955	250	0.14	56102E3	5.0	66102E3	5.0	36102E3	5.0	-	-
	2200	13 x 25	1540	550	0.16	56222E3	5.0	66222E3	5.0	36222E3	5.0	-	-
	3300	16 x 25	1975	825	0.18	56332E3	7.5	66332E3	7.5	36332E3	7.5	-	-
	4700	16 x 31	2420	1175	0.20	56472E3	7.5	66472E3	7.5	36472E3	7.5	-	-
	6800	18 x 35	2880	1700	0.24	56682E3	7.5	66682E3	7.5	-	-	-	-

ORDERING EXAMPLE

Electrolytic capacitor 038 series

470  $\mu\text{F}/25\text{ V}$ ;  $\pm 20\%$

Nominal case size:  $\varnothing 10 \times 12\text{ mm}$ ; Form TFA

Ordering Code: MAL203836471E3

Former 12NC: 2222 038 36471



<b>ELECTRICAL DATA AND ORDERING INFORMATION</b>													
U <sub>R</sub> (V)	C <sub>R</sub> 100 Hz (µF)	NOMINAL CASE SIZE Ø D x L (mm)	I <sub>R</sub> 100 Hz 85 °C (mA)	I <sub>L2</sub> 2 min (µA)	tan δ 100 Hz	ORDERING CODE MAL2038 .....							
						BULK PACKAGING				TAPED AMMOPACK			
						LONG LEADS		CUT LEADS		FORM TFA		FORM TNA	
						FORM CA	F (mm)	FORM CB	F (mm)	FORM TFA	F (mm)	FORM TNA	F (mm)
35	47	5 x 11	130	17	0.12	50479E3	2.0	-	-	30479E3	5.0	70479E3	2.5
	100	6.3 x 11	210	35	0.12	50101E3	2.5	-	-	30101E3	5.0	70101E3	2.5
	220	8 x 11.5	385	77	0.12	50221E3	3.5	-	-	30221E3	5.0	70221E3	3.5
	330	10 x 12	490	116	0.12	50331E3	5.0	60331E3	5.0	30331E3	5.0	-	-
	470	10 x 16	740	165	0.12	50471E3	5.0	60471E3	5.0	30471E3	5.0	-	-
	1000	13 x 20	1145	350	0.12	50102E3	5.0	60102E3	5.0	30102E3	5.0	-	-
	2200	16 x 25	1785	770	0.14	50222E3	7.5	60222	7.5	30222E3	7.5	-	-
	3300	16 x 35	2275	1155	0.16	50332E3	7.5	60332E3	7.5	-	-	-	-
	4700	18 x 35	2700	1645	0.18	50472E3	7.5	60472E3	7.5	-	-	-	-
50	22	5 x 11	95	11	0.10	51229E3	2.0	-	-	31229E3	5.0	71229E3	2.5
	33	5 x 11	125	17	0.10	51339E3	2.0	-	-	31339E3	5.0	71339E3	2.5
	47	6.3 x 11	165	24	0.10	51479E3	2.5	-	-	31479E3	5.0	71479E3	2.5
	100	8 x 11.5	260	50	0.10	51101E3	3.5	-	-	31101E3	5.0	71101E3	3.5
	220	10 x 12	455	110	0.10	51221E3	5.0	61221E3	5.0	31221E3	5.0	-	-
	330	10 x 16	585	165	0.10	51331E3	5.0	61331E3	5.0	31331E3	5.0	-	-
	470	10 x 20	755	235	0.10	51471E3	5.0	61471E3	5.0	31471E3	5.0	-	-
	1000	13 x 25	1340	500	0.10	51102E3	5.0	61102E3	5.0	31102E3	5.0	-	-
	2200	16 x 31	1885	1100	0.12	51222E3	7.5	61222E3	7.5	31222E3	7.5	-	-
3300	18 x 35	2500	1650	0.14	51332E3	7.5	61332E3	7.5	-	-	-	-	
63	0.10	5 x 11	3.0	3.0	0.09	58107E3	2.0	-	-	38107E3	5.0	78107E3	2.5
	0.22	5 x 11	4.5	3.0	0.09	58227E3	2.0	-	-	38227E3	5.0	78227E3	2.5
	0.33	5 x 11	7.5	3.0	0.09	58337E3	2.0	-	-	38337E3	5.0	78337E3	2.5
	0.47	5 x 11	9.5	3.0	0.09	58477E3	2.0	-	-	38477E3	5.0	78477E3	2.5
	1.0	5 x 11	17	3.0	0.09	58108E3	2.0	-	-	38108E3	5.0	78108E3	2.5
	2.2	5 x 11	28	3.0	0.09	58228E3	2.0	-	-	38228E3	5.0	78228E3	2.5
	3.3	5 x 11	34	3.0	0.09	58338E3	2.0	-	-	38338E3	5.0	78338E3	2.5
	4.7	5 x 11	45	3.0	0.09	58478E3	2.0	-	-	38478E3	5.0	78478E3	2.5
	10	5 x 11	70	6.3	0.09	58109E3	2.0	-	-	38109E3	5.0	78109E3	2.5
	22	5 x 11	105	14	0.09	58229E3	2.0	-	-	38229E3	5.0	78229E3	2.5
	33	6.3 x 11	140	21	0.09	58339E3	2.5	-	-	38339E3	5.0	78339E3	2.5
	47	6.3 x 11	170	30	0.09	58479E3	2.5	-	-	38479E3	5.0	78479E3	2.5
	100	10 x 12	320	63	0.09	58101E3	5.0	68101E3	5.0	38101E3	5.0	-	-
	220	10 x 16	490	139	0.09	58221E3	5.0	68221E3	5.0	38221E3	5.0	-	-
	330	10 x 20	710	208	0.09	58331E3	5.0	68331E3	5.0	38331E3	5.0	-	-
470	13 x 20	900	296	0.09	58471E3	5.0	68471E3	5.0	38471E3	5.0	-	-	
1000	16 x 25	1560	630	0.09	58102E3	7.5	68102E3	7.5	38102E3	7.5	-	-	
2200	18 x 35	1950	1386	0.11	58222E3	7.5	68222E3	7.5	-	-	-	-	
100	0.47	5 x 11	12	3.0	0.08	59477E3	2.0	-	-	39477E3	5.0	79477E3	2.5
	1.0	5 x 11	22	3.0	0.08	59108E3	2.0	-	-	39108E3	5.0	79108E3	2.5
	2.2	5 x 11	33	3.0	0.08	59228E3	2.0	-	-	39228E3	5.0	79228E3	2.5
	3.3	5 x 11	40	3.3	0.08	59338E3	2.0	-	-	39338E3	5.0	79338E3	2.5
	4.7	5 x 11	48	4.7	0.08	59478E3	2.0	-	-	39478E3	5.0	79478E3	2.5
	10	6.3 x 11	80	10	0.08	59109E3	2.5	-	-	39109E3	5.0	79109E3	2.5
	22	6.3 x 11	115	22	0.08	59229E3	2.5	-	-	39229E3	5.0	79229E3	2.5
	33	8 x 11.5	145	33	0.08	59339E3	3.5	-	-	39339E3	5.0	79339E3	3.5
	47	10 x 12	235	47	0.08	59479E3	5.0	69479E3	5.0	39479E3	5.0	-	-
	100	10 x 20	370	100	0.08	59101E3	5.0	69101E3	5.0	39101E3	5.0	-	-
	220	13 x 25	675	220	0.08	59221E3	5.0	69221E3	5.0	39221E3	5.0	-	-
	330	13 x 25	825	330	0.08	59331E3	5.0	69331E3	5.0	39331E3	5.0	-	-
	470	16 x 25	1070	470	0.08	59471E3	7.5	69471E3	7.5	39471E3	7.5	-	-
1000	18 x 40	2410	1000	0.08	59102E3	7.5	69102E3	7.5	-	-	-	-	



ADDITIONAL ELECTRICAL DATA		
PARAMETER	CONDITIONS	VALUE
<b>VOLTAGE</b>		
Surge voltage		$U_s \leq 1.15 \times U_R$
Reverse voltage		$U_{rev} \leq 1 \text{ V}$
<b>CURRENT</b>		
Leakage current	After 2 minutes at $U_R$	$I_{L2} \leq 0.01 C_R \times U_R$ or $3 \mu\text{A}$ , whichever is greater
	After 5 minutes at $U_R$	$I_{L5} \leq 0.002 C_R \times U_R + 3 \mu\text{A}$
<b>INDUCTANCE</b>		
Equivalent series inductance (ESL)	Case $\varnothing D \leq 8 \text{ mm}$	typ. 13 nH
	Case $\varnothing D = 10 \text{ mm}$	typ. 16 nH
	Case $\varnothing D \geq 12.5 \text{ mm}$	typ. 18 nH
<b>RESISTANCE</b>		
Equivalent series resistance (ESR)	Calculated from $\tan \delta_{max.}$ and $C_R$ (see Table 2)	$ESR = \tan \delta / 2 \pi f C_R$

**CAPACITANCE (C)**

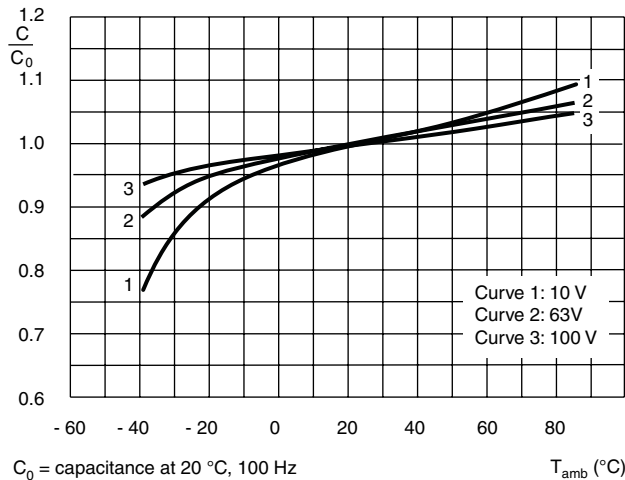


Fig.6 Typical multiplier of capacitance as a function of ambient temperature

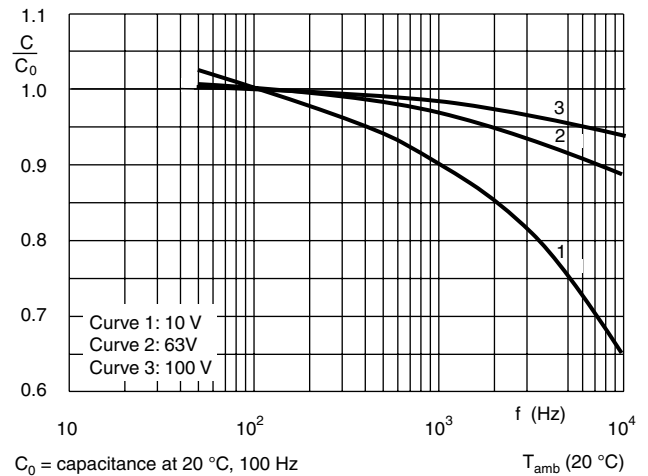
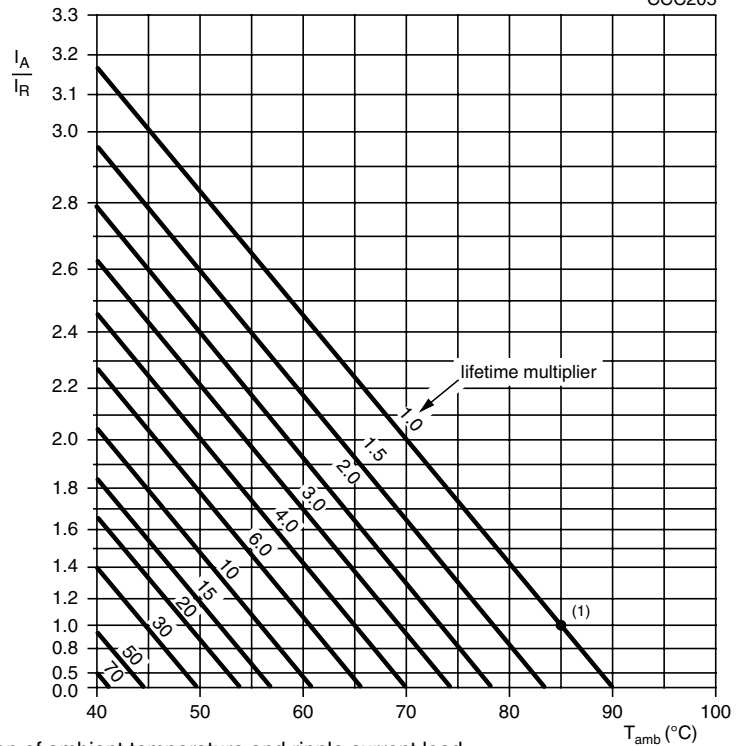


Fig.7 Typical multiplier of capacitance as a function of frequency

**RIPPLE CURRENT AND USEFUL LIFE**

CCC205



$I_A$  = actual ripple current at 100 Hz  
 $I_R$  = rated ripple current at 100 Hz, 85 °C  
 Useful life at 85 °C and  $I_R$  applied:  
 case  $\varnothing D \leq 8$  mm: 2500 h  
 case  $\varnothing D \geq 10$  mm: 3500 h

Fig.8 Multiplier of useful life as a function of ambient temperature and ripple current load

Table 3

<b>MULTIPLIER OF RIPPLE CURRENT (<math>I_R</math>) AS A FUNCTION OF FREQUENCY</b>			
FREQUENCY (Hz)	$I_R$ MULTIPLIER		
	$C_R < 100 \mu F$	$C_R = 100$ to $1000 \mu F$	$C_R > 1000 \mu F$
50	0.70	0.75	0.80
100	1.00	1.00	1.00
500	1.30	1.20	1.10
1000	1.40	1.30	1.12
$\geq 10\ 000$	1.50	1.35	1.15

Table 4

<b>TEST PROCEDURES AND REQUIREMENTS</b>			
TEST		PROCEDURE (quick reference)	REQUIREMENTS
NAME OF TEST	REFERENCE		
Endurance	IEC 60384-4/ EN130300 subclause 4.13	$T_{amb} = 85\ ^\circ C$ ; $U_R$ applied; case $\varnothing \leq 8$ mm: 2000 h case $\varnothing \geq 10$ mm: 3000 h	$\Delta C/C: \pm 20\ \%$ $\tan \delta \leq 3 \times$ spec. limit $I_{L5} \leq$ spec. limit
Useful life	CECC 30301 subclause 1.8.1	$T_{amb} = 85\ ^\circ C$ ; $U_R$ and $I_R$ applied; case $\varnothing \leq 8$ mm: 2500 h case $\varnothing \geq 10$ mm: 3500 h	$\Delta C/C: \pm 50\ \%$ $\tan \delta \leq 3 \times$ spec. limit $I_{L5} \leq$ spec. limit no short or open circuit total failure percentage: $\leq 1\ \%$
Shelf life (storage at high temperature)	IEC 60384-4/ EN130300 subclause 4.17	$T_{amb} = 85\ ^\circ C$ ; no voltage applied; 1000 h after test: $U_R$ to be applied for 30 min, 24 to 48 h before measurement	$\Delta C/C: \pm 20\ \%$ $\tan \delta \leq 2 \times$ spec. limit $I_{L5} \leq 3 \times$ spec. limit
Surge	IEC 60384-4/ EN130300 subclause 4.14	from source of $1.15 \times U_R$ ; $RC = 0.1 \pm 0.05$ s; 1000 cycles of 30 s on, 330 s off, at $85\ ^\circ C$	$\Delta C/C: \pm 25\ \%$ $\tan \delta \leq 1.5 \times$ spec. limit $I_{L5} \leq$ spec. limit



## Disclaimer

All product specifications and data are subject to change without notice.

Vishay Intertechnology, Inc., its affiliates, agents, and employees, and all persons acting on its or their behalf (collectively, "Vishay"), disclaim any and all liability for any errors, inaccuracies or incompleteness contained herein or in any other disclosure relating to any product.

Vishay disclaims any and all liability arising out of the use or application of any product described herein or of any information provided herein to the maximum extent permitted by law. The product specifications do not expand or otherwise modify Vishay's terms and conditions of purchase, including but not limited to the warranty expressed therein, which apply to these products.

No license, express or implied, by estoppel or otherwise, to any intellectual property rights is granted by this document or by any conduct of Vishay.

The products shown herein are not designed for use in medical, life-saving, or life-sustaining applications unless otherwise expressly indicated. Customers using or selling Vishay products not expressly indicated for use in such applications do so entirely at their own risk and agree to fully indemnify Vishay for any damages arising or resulting from such use or sale. Please contact authorized Vishay personnel to obtain written terms and conditions regarding products designed for such applications.

Product names and markings noted herein may be trademarks of their respective owners.